



# **TF TOW AND FERT**

BY METALFORM

A Machine for ALL farms.

Less fert, less cost, MORE GRASS.



[www.towandfert.co.nz](http://www.towandfert.co.nz) | [www.towandfert.com.au](http://www.towandfert.com.au)

**PRODUCT CATALOGUE**



# MADE IN NEW ZEALAND BY METALFORM

---

## About Metalform

**All Tow and Fert machines are designed and built in Dannevirke, New Zealand by Metalform (Dannevirke) Ltd.**

Incorporated in April 1961, Metalform is a family owned company with the 3rd generation being one of the shareholders and directors. We employ around 90 staff and have offices in New Zealand, Australia, UK and the USA and market representation in the Europe, Japan and Chile.

Metalform's core business expertise is start to finish design and manufacturing of tech integrated products. Metalform are the leading company in New Zealand for innovation and manufacturing in the sheet metal industry and offer a turn-key solution in the arena of custom manufacturing.

Our capabilities include design, fabrication, painting, finishing and final assembly. The continual investment into manufacturing technology ensures that Metalform produces the highest quality products at competitive rates.







Above: The Tow and Fert Multi 4000.

## **TOW AND FERT** BY METALFORM

### Save time & money with a Tow and Fert.

No matter the time of year the Tow and Fert range of Liquid Foliar Spray machines offers Farmers versatility and usability with their Nutrient Management programme.

Tow and Fert will dissolve your solid Urea in it's tank, keep Ultra Fine Particle Fertilisers suspended in liquid and even allow you to spray weed spray and the small seeds your pasture needs. Many Biological and organic nutrient products are also suitable to be applied with a Tow and Fert.

Tow and Fert is a versatile machine with *a quick return on investment.*

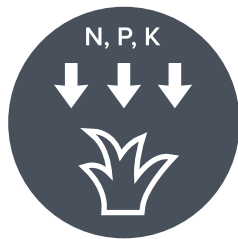
Spraying your fertiliser on your pasture with a Tow and Fert will help you reduce the amount of fertiliser lost into the environment, reducing the amount you require and saving you money.



Above: The Tow and Fert Multi 2800, one of five Tow and Fert models manufactured in Dannevirke, New Zealand.



**GROW MORE GRASS**



**REDUCE INPUTS**



**SAVE TIME**



**SAVE MONEY**

# TOW AND FERT

## MULTI 500

Cover 3-4  
hectares in  
25 minutes

**The perfect solution for all farmers, smaller farms,  
and those needing a second machine.**

The Tow and Fert Multi 500 is a completely stand alone machine. It has been developed to be towed behind a large ATV or side-by-side, to be easy to use and for farmers wanting to get started on the Tow and Fert Fertiliser System.

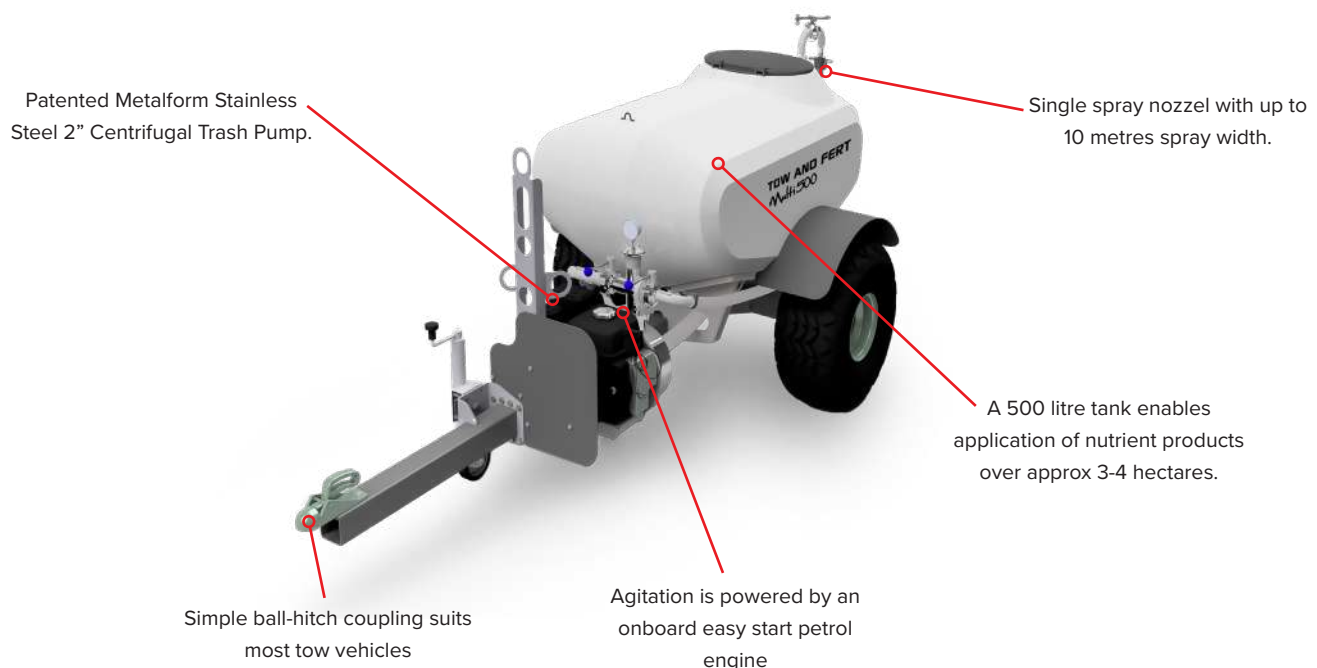
Ideal for smaller farms, the Tow and Fert Multi 500 offers farmers a solution that enables them to spray their fertiliser after the cows have left the paddock for milking. Spraying Magnesium Oxide during spring is another way to maximise your Tow and Fert Multi 500 whilst growing more grass with foliar fertiliser and saving money on the cost of inputs by using less fertiliser.

With a low centre of gravity, the Multi 500 is a very versatile machine on all types of farms.

With a 500 litre capacity this machine can easily dissolve up to 200 kgs of urea in cold water, or hold up to 350kgs of dry fine particle product in suspension. The Multi 500 features our patented re-circulation boom design that delivers up to a 10 metre spread through one nozzle. The re-circulation boom means fertiliser product cannot settle out in any dead areas found on typical boom sprayers.

Fitted with a 100% Stainless Steel trash pump and a silicon carbide mechanical seal – specifically designed for this application, the Tow and Fert is built to last.

All fittings are removable without a toolbox and can be changed in the field. Depending on application rate, the Multi 500 has the capacity to cover approx. 3-4 hectares in 25 mins.



*\*Computer generated image.*

**Fast to get going and easy to use.**

<b>Multi 500 Specifications.</b>	
TANK VOLUME	500 litres (132 gallons)
SPRAY WIDTH	Up to 10 metres (32 feet)
APPLICATION RATE	Variable from 50 – 500 litres/hectare
ATTACHMENT STYLE	Trailed
ATTACHMENT VEHICLE	ATV or side-by-side
AGITATION POWERED BY	On board Petrol Engine
AREA PER LOAD	approx. 3-4 hectares (7 – 10 acres)
PUMP MODEL	Metalform Stainless 2" Centrifugal Trash Pump
PUMP PERFORMANCE	750 litres per minute at 0 metres lift. Max lift = 3 metres
PUMP POWERED BY	On board Petrol Engine
DRY WEIGHT	120kg
FULL WEIGHT	up to 800kg
SIZE	2.30m (L) x 1.80m (W) x 1.70m (H)
TOW HITCH	1 7/8" or 50mm Coupling

**OPTIONAL EXTRAS**

*External Suction Kit.*

*Electronic Spray Operation.*





# TOW AND FERT

## MULTI 1000



**The Tow and Fert Multi 1000 is a trailed unit that is suitable to be towed by either a ute or a tractor.**

The Tow and Fert Multi 1000 is a completely stand alone machine and is available in two options.

*Option 1)* A petrol powered machine perfect for towing behind a Ute or tractor.

*Option 2)* A hydraulic powered unit for attaching too and driven by your tractor.

With a low centre of gravity, the Multi 1000 is a very versatile machine on all types of farms.


With a 1000 litre capacity this machine can easily dissolve urea in cold water, or hold 1 tonne of dry fine particle product in suspension. The Multi 1000 features our patented re-circulation boom design that delivers up to a 20 metre spread through just 2 large nozzles. This means product cannot settle out in any dead areas found on typical boom sprayers.

Fitted with a 100% Stainless Steel trash pump and a silicon carbide mechanical seal – specifically designed for this application, the Tow and Fert is built to last.

All fittings are removable without a toolbox and can be changed in the field. Depending on application rate, the Multi 1000 has the capacity to cover approx. 8 hectares in one load.

Twin boom spray nozzles with up to 20 metres spray width.

2 options available to agitation, petrol powered and hydraulic powered.



A 1000 litre tank enables application of nutrient products over approx 8-12 hectares.

Patented Metalform Stainless Steel 3" Centrifugal Trash Pump.

Ball-hitch coupling suits most tow vehicles

## A flexible solution for farms up to 100 hectares.

### Multi 1000 Specifications.

TANK VOLUME	1000 litres (255 gallons)
SPRAY WIDTH	Up to 20 metres (65 feet)
APPLICATION RATE	Variable from 50 – 500 litres/hectare
ATTACHMENT STYLE	Trailed
ATTACHMENT VEHICLE	Tractor or 4wd Ute
AGITATION POWERED BY	On board Petrol Engine or by Tractor hydraulics
AREA PER LOAD	approx. 8-12 hectares (20 – 30 acres)
PUMP MODEL	Metalform Stainless 3" Centrifugal Trash Pump
PUMP PERFORMANCE	1200 litres per minute at 0 metres lift. Max lift = 4 metres
PUMP POWERED BY	On board Petrol Engine or Tractor
DRY WEIGHT	650kg
FULL WEIGHT	up to 2,200kg
SIZE	4.30m (L) x 1.80m (W) x 1.70m (H)
TOW HITCH	1 7/8" or 50mm Coupling, Tractor Tongue

**OPTIONAL EXTRAS**     *Dual Actuation. Single Nozzle. Horticultural Booms.*



# TOW AND FERT

## MULTI 1200

Dissolve 1/2 a  
tonne of Urea  
in the tank.

The Tow and Fert Multi 1200 attaches to the back of your tractor\* and has up to a 20 metre spread width.

With a 1200 litre capacity the Tow and Fert Multi 1200 can easily dissolve 1/2 tonne of urea in cold water, or hold 1.2 tonne of dry fine particle product in suspension. The Multi 1200 features dual booms, with a spray width of up to 20 metres, so you can cover 1 hectare in just 3 minutes.

Using the optional on-board crane to dump product directly out of bulk bags, makes it very fast to load and operate. The agitation system features a patented housed impeller which ensures product can never settle out of suspension.

The Multi 1200 can self-fill by sucking in liquid from your effluent pond instead of or in addition to using fresh water.

Using the tractor hydraulics, the Multi 1200 is simple and hassle-free. Fitted with a 100% Stainless Steel trash pump and a silicon carbide mechanical seal – specifically designed for this application, the Tow and Fert is built to last.

All fittings are removable without tools and can be changed in the field. Depending on application rate, the Multi 1200 has the capacity to cover approx. 10 hectares in one load.

Available as a single spray nozzle or dual boom machine with up to a 20m spray width.

Hydraulic powered agitation.

Patented Metalform Stainless Steel 3" Centrifugal Trash Pump.



A 1200 litre tank enables application of nutrient products over approx 10-15 hectares.

Attach directly to your tractor for ease of use and small footprint. Also available as a trailed unit with optional wheel kit.

*\*also available with an optional wheel kit as a trailed unit.*



A tractor mounted unit for farms up to 200 hectares.

Multi 1200 Specifications.	
TANK VOLUME	1200 litres (320 gallons)
SPRAY WIDTH	Single Boom = 10 metres (32 feet) Dual Boom = 20 metres (65 feet)
APPLICATION RATE	Variable from 50 – 500 litres/hectare
ATTACHMENT STYLE	3 Point Linkage
ATTACHMENT VEHICLE	110hp tractor or greater
AGITATION POWERED BY	Hydraulics – 33 litres/min
AREA PER LOAD	approx. 8-14 hectares (20 – 35 acres)
PUMP MODEL	Metalform Stainless 3” Centrifugal Trash Pump
PUMP PERFORMANCE	1200 litres per minute at 0 metres lift. Max lift = 4 metres
PUMP POWERED BY	Hydraulics – 33 litres/min
DRY WEIGHT	Single Boom = 600kg, Dual Boom = 850kg
FULL WEIGHT	max 2,500kg (depending on mix)
SIZE	1.65m (L) x 2.00m (W) x 1.70m (H)

**OPTIONAL EXTRAS**    *1 Tonne Lifting Kit. Single Nozzle. Horticulture Booms. Wheel Kit.*



# TOW AND FERT

## MULTI 2800

Cover 1 ha in  
just 3 mins at  
12 km/hr

The Tow and Fert Multi 2800 is a versatile machine that will go places others won't.


### Not too big, not too small.

The Multi 2800 is designed to be towed by a tractor of minimum 110hp.

It uses the PTO at 540rpm for mixing & agitation and hydraulics to run the specifically designed 3" trash pump found on all other Tow and Fert models for spraying. With the patented agitation technology in the tank, you can simply empty 1 tonne of fine particle fertiliser directly into water without any pre-mixing or messy work.

Combined with the optional crane, you can load 3 tonne of fertiliser product into the Tow and Fert in just 15 minutes.

With up to a 24 metre spread, the Multi 2800 can cover 1 hectare in just 3 minutes at 12 km/hr (8 mph). With a capacity of up to 20 hectares per load, this Tow and Fert makes light work of a large job.



## The best solution for rolling and mid-sized farms

### Multi 2800 Specifications.

TANK VOLUME	2800 litres (740 gallons)
SPRAY WIDTH	Up to 24 metres (79 feet)
APPLICATION RATE	Variable from 50 – 500 litres/hectare
ATTACHMENT STYLE	Trailed
ATTACHMENT VEHICLE	110hp tractor or greater
AGITATION POWERED BY	PTO @ 540 RPM
AREA PER LOAD	approx. 15-20 hectares (37 – 50 acres)
PUMP MODEL	Metalform Stainless 3" Centrifugal Trash Pump
PUMP PERFORMANCE	1200 litres per minute at 0 metres lift. Max lift = 4 metres
PUMP POWERED BY	Hydraulics – 33litres/min
DRY WEIGHT	2,100kg (without crane)
FULL WEIGHT	up to 6,500kg (depending on mix SG)
SIZE	4.90m (L) x 2.30m (W) x 2.50m (H)

**OPTIONAL EXTRAS** *Crane Kit. Dual Actuation. Horticultural Booms.*





# TOW AND FERT

## MULTI 4000

A load capacity  
of up to 40  
hectares


The Tow and Fert Multi 4000 is perfect for larger farms requiring a versatile machine for a variety of applications.

The Tow and Fert Multi 4000 is designed to be towed by a tractor of minimum 120hp.

It uses the PTO at 1000rpm for mixing, agitation and hydraulics to run the specifically designed 3" trash pump found on all other Tow and Fert models for spraying.

With the patented agitation technology in the tank, you can simply empty 1 tonne bags of fine particle fertiliser directly into water without any pre-mixing or messy work. Combined with the optional crane, you can load 5 tonne of fertiliser product into the Tow and Fert Multi 4000 in just 15 minutes.

With up to a 24 metre spread, the Multi 4000 can cover 1 hectare in just 3 minutes at 12 km/hr (8 mph). With a capacity of up to 40 hectares per load, this Tow and Fert makes light work of a large job.



The Multi 4000 can cover up to 150 ha per day.

**Multi 4000 Specifications.**

TANK VOLUME	4000 litres (1060 gallons)
SPRAY WIDTH	Up to 24 metres (79 feet)
APPLICATION RATE	Variable from 50 – 500 litres/hectare
ATTACHMENT STYLE	Trailed
ATTACHMENT VEHICLE	120hp tractor or greater
AGITATION POWERED BY	PTO @ 1000 RPM
AREA PER LOAD	approx. 30-40 hectares (75 – 100 acres)
PUMP MODEL	Metalform Stainless 3” Centrifugal Trash Pump
PUMP PERFORMANCE	1200 litres per minute at 0 metres lift. Max lift = 4 metres
PUMP POWERED BY	Hydraulics – 33litres/min
DRY WEIGHT	3,000kg (without crane)
FULL WEIGHT	up to 9,500kg (depending on mix SG)
SIZE	5.90m (L) x 2.30m (W) x 2.50m (H)


**OPTIONAL EXTRAS**    *Crane Kit. Dual Actuation. Horticultural Booms.*



**FREE**  
on-farm  
*demo*



**MULTI 500**



**MULTI 1000**



**MULTI 1200**



**MULTI 2800**



**MULTI 4000**

# AVAILABLE IN FIVE MODELS TO SUIT ALL FARMS.

Contact one of the team below:

**Michael Smith**  
Tow and Fert Sales Manager  
New Zealand  
+64 27 203 9774  
sales@towandfert.co.nz  
www.towandfert.co.nz



**Neil Parker**  
Tow and Fert Sales Manager  
Australia  
+61 420 608464  
sales@towandfert.com.au  
www.towandfert.com.au





**Tow and Fert. There is one for your farm.**



**Rhys Roberts  
CEO, ALIGN FARMS**

**“To me, the Tow and Fert is a no brainer.**  
There are savings to be made. Not only are we already in-line with the (190 units N/Ha) regulations but we are also making a cash saving and being efficient along financial lines as well.”



**Georgie Galloway  
FARM MANAGER,  
INVERCARGILL**

**“If we didn’t have the Tow and Fert we couldn’t apply the Fishlt. It has changed everything. The grass is so much healthier, the crops are better, and both the grass and kale hold on longer. We really rate it. I think, as farmers, the Tow and Fert is definitely the way of the future.”**



**Ricky Taylor  
TOW AND FERT  
CONTRACTOR, FERT  
SOLUTIONS**

**“The Tow and Fert fits really well with the new freshwater policy because you can use less and apply it in little amounts more often. Farmers can cart in their dry product, dilute it down and away they go.”**



**Sam Mallard  
ALIGN FARMS,  
EMILIUS FARM  
MANAGER**

**“You can drop under the 190 units N/Ha cap without compromising on grass growth on the farm whilst keeping your production where it has been in the past if not pushing it forward into the future.”**



**Amy Stokes  
FARM MANAGER,  
CANTERBURY**

**“It might seem counter intuitive at first, but we have seen the results on the farm, and we would argue that we are getting better and better by changing our systems and moving away from the status quo. Hopefully, this will become the new status quo.”**



**Allan Marx  
DAIRY FARMER  
TARANAKI**

**“It’s (the Tow and Fert) a magic way to utilise one machine to do a broad spectrum of jobs on the farm. It is as simple as that, and the results of the improved grass growth are that we are producing more milk.”**



# Contact us



## New Zealand (Head Office)

---

Metalform  
74 Miller Street  
Dannevirke, 4930  
New Zealand  
P. +64 6 374 7043  
E [sales@towandfert.co.nz](mailto:sales@towandfert.co.nz)  
[www.towandfert.co.nz](http://www.towandfert.co.nz)

## Australia

---

Metalform Ag.  
105-117 Boundary Road  
Laverton North, VIC 3024  
Australia  
P. 1300 630 279  
E [sales@towandfert.com.au](mailto:sales@towandfert.com.au)  
[www.towandfert.com.au](http://www.towandfert.com.au)



**METALFORM**

[www.metalform.co.nz](http://www.metalform.co.nz)